

STORM DOOR - SPECIAL ORDER FORM







Tel: 1-800-897-5118 / E-mail to hhstormdoors@everlastproducts.ca

ORDER
 QUOTE

Store Name _____ Store # _____ Phone _____

Contact Name _____ P.O. # _____ Date _____

Cust. Name/Tag _____ D.C. Location: St. Jacob's Debert Wetaskiwin Pickup

Qty _____		Self Storing	Deluxe Self Storing	3/4 Self Storing	One Lite	Full View	Full Lite Retractable
Size: W _____ x H _____ <i>(Brickmould Opening)</i>							
Hinge: (viewed from outside) <input type="checkbox"/> Left <input type="checkbox"/> Right							
For Double Door: Main Operator <input type="checkbox"/> Left <input type="checkbox"/> Right <i>(viewed from outside)</i>							
		SS	DSS	3/4SS	1L	FV	FL
2-1/4" Frame	Standard White	<input type="checkbox"/>	<input type="checkbox"/>	<input type="checkbox"/>	<input type="checkbox"/>	<input type="checkbox"/>	<input type="checkbox"/>
	Chocolate Brown	<input type="checkbox"/>	<input type="checkbox"/>	<input type="checkbox"/>	<input type="checkbox"/>	<input type="checkbox"/>	<input type="checkbox"/>
	Commercial Brown	<input type="checkbox"/>	<input type="checkbox"/>	<input type="checkbox"/>	<input type="checkbox"/>	<input type="checkbox"/>	<input type="checkbox"/>
	Optional Clay	<input type="checkbox"/>	<input type="checkbox"/>	<input type="checkbox"/>	<input type="checkbox"/>	<input type="checkbox"/>	<input type="checkbox"/>
	Grey	<input type="checkbox"/>	<input type="checkbox"/>	<input type="checkbox"/>	<input type="checkbox"/>	<input type="checkbox"/>	<input type="checkbox"/>
Black	<input type="checkbox"/>	<input type="checkbox"/>	<input type="checkbox"/>	<input type="checkbox"/>	<input type="checkbox"/>	<input type="checkbox"/>	
Sandalwood	<input type="checkbox"/>	<input type="checkbox"/>	<input type="checkbox"/>	<input type="checkbox"/>	<input type="checkbox"/>	<input type="checkbox"/>	
Standard Width Options		29" - 36"	30" - 36"	30" - 36"	30" - 36"	30" - 36"	30" - 36"
Standard Height Options		68" - 84"	78½" - 84"	78½" - 84"	78½" - 84"	78½" - 84"	78½" - 84"
Standard Screen		Fixed Screen	Fixed Screen	Fixed Screen	Interchangeable Screen	Interchangeable Screen	Retractable Screen
Optional Screen		Retractable <input type="checkbox"/> +\$	Retractable <input type="checkbox"/> +\$	n/a	n/a	n/a	n/a
Standard Door (List Price)		\$	\$	\$	\$	\$	\$

Standard Handle: Dx Handle (Silver)

Handle Options:

- Dx Handle (Brass)
- Dx Handle (Black)
- Elite Lever (Brass) +\$
- Elite Lever (Silver) +\$
- Elite Lever (Black) +\$

Deadbolt Options:

- Interior +\$
- Keyed Exterior +\$

Extras:

- Back-up Angle Set +\$
- French Door Conversion Kit +\$
- 1/2" Width Increment +\$
- Optional Colour +\$
- Custom Size +\$
- Oversize +\$



NOTES / Special Instructions: