





Series 350 | Hybrid

Oversized thermal performance with durable exterior finishes to match any style.



Series 350 | Hybrid



Durable Extruded Aluminum Exterior

- Oversized 4 1/4" base chassis; thermal welded corners
- Virgin material for maximum UV protection + strength
- Low-maintenance: clean with detergent and water

Superior Thermal Protection

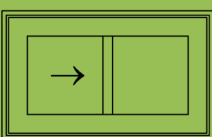
- Full-thickness triple glazed IG (no 'skinny triples')
- Premium stainless steel spacer bar; dual + triple options
- Cardinal, Vitro, and Guardian glass for flexibility
- U-Values available down to 1.08 W/m² - K
- SHGC range: 0.16 - 0.47

Interior + Exterior Accessories


- Interior jambs up to 12 1/4" wall depth
- Exterior brickmoulds and extensions available
- Standard integral nail-fin for easy installation

Performance Testing


- CW Performance Class for residential or commercial
- Performance Grade up to LC-PG65
- Energy Star® Compliant + NFRC Certified




Slider



Single Hung



High Picture



Low Picture